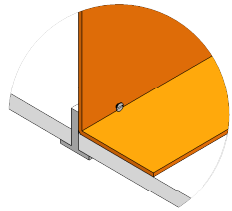




Firefly™

DO NOT SCALE. IF IN DOUBT ASK!

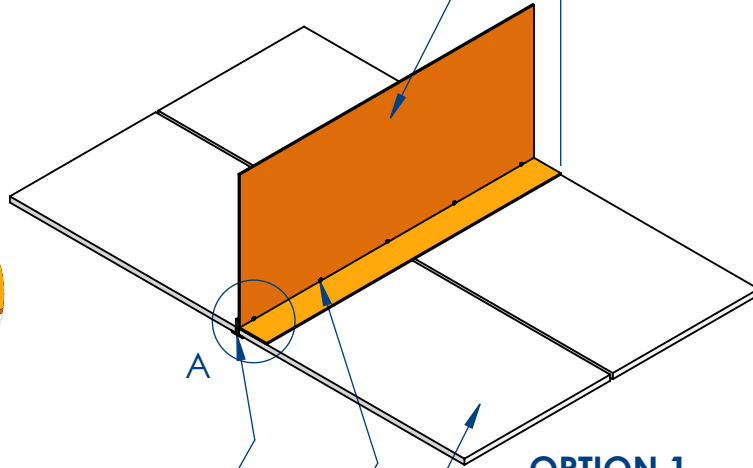


DETAIL A

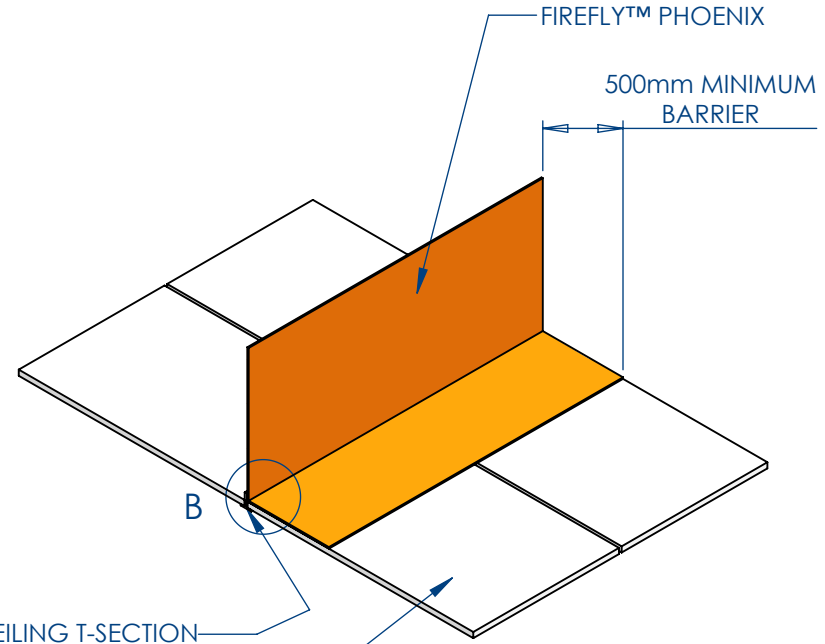
SUSPENDED CEILING T-SECTION

FIX FIREFLY™ TO T-SECTION AT 250mm MAXIMUM CENTRES USING SUITABLE FIRE RATED FIXINGS

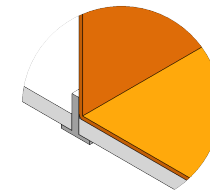
CEILING TILE



OPTION 1



OPTION 2



DETAIL B

SUSPENDED CEILING T-SECTION

CEILING TILE

ALL RIGHTS RESERVED. NO PART OF THIS DRAWING MAY BE USED, REPRODUCED, ALTERED, STORED IN A RETRIEVAL SYSTEM OR TRANSMITTED IN ANY FORM OR BY ANY MEANS WITHOUT THE PRIOR WRITTEN PERMISSION OF TBA PROTECTIVE TECHNOLOGIES LTD. WHILST EVERY EFFORT HAS BEEN MADE TO COMPLY WITH THE CURRENT STATUTORY REGULATIONS, IT IS THE USER'S RESPONSIBILITY TO ENSURE THAT THE FINAL DETAILING AND INSTALLATION MEETS THE REQUIREMENTS OF RELEVANT REGULATORY AUTHORITY (OFTEN BUILDING CONTROL). PLEASE CHECK www.tbafirefly.com TO ENSURE THAT YOU ARE USING THE CORRECT AND CURRENT VERSION. COPYRIGHT 2019

TBA Protective Technologies Ltd
Unit 3, Transpennine Trading Estate
Gorrells Way, Rochdale, OL11 2PX
United Kingdom
T: +44 (0)1706 758 817
E: technical@tbafirefly.com
W: www.tbafirefly.com



Protective Technologies Ltd

Drawn By: RJ

Approved By: MPR

Scale: NTS

Date: 24/02/2020

Title: FIREFLY™ PHOENIX
BOTTOM FIX -
SUSPENDED CEILING

Drawing No.

P/014

Rev:

1